

# LED DRIVER WG21

Driver Series for 36-40W (Dimmable)

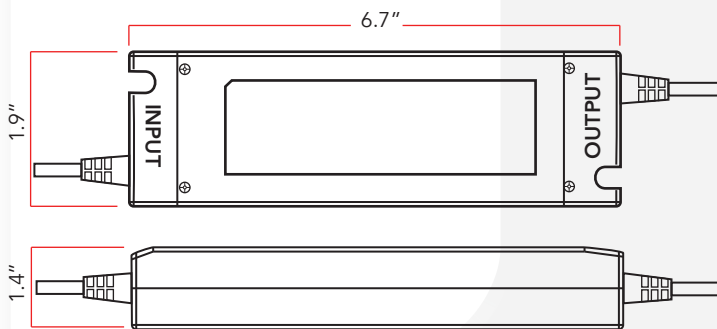


The LED Driver WG21 is suitable for 36-40W externally driven LED tube, strip and panel applications.

**BUY HERE**



## DIMENSIONS



## FEATURES

- 0-10V Dimming
- Universal AC input with full range
- High efficiency up to 90%
- Protection: short circuit/over current/over voltage
- Cooling by free air convection
- Built-in constant current limiting circuit
- High reliability
- Compliance to worldwide safety regulation for lighting
- UL file number E360175

## COMMON TECHNICAL DATA

INPUT		
Voltage Range	100-277VAC	
Frequency Range	50-60Hz	
Power Factor	PF ≥ 0.98/120VAC, PF ≥ 0.90/277VAC (at full load)	
AC Current	0.80A	
Leakage Current	< 0.75mA	
Inrush Current	20A/277VAC	
THD	< 20%	
OUTPUT		
MODEL	ZY-DR-WG21-1	ZY-DR-WG21-3
Output Channel	1 Channel (Dimmable)	1 Channel (Dimmable)
Rated Currency	900mA	1000mA
DC Voltage	40V	40V
Input Voltage	AC100-277V	AC100-277V
Rated Power	36W	40W
Efficiency	91%	
Lifespan	50,000 Hours	
Current Accuracy	5%	
Line Regulation	1%	
Hold Up Time	30ms (at full load)	
Setup/Rise Time	300mS (at full load)	

# LED DRIVER WG21

Driver Series for 36-40W (Dimmable)




## COMMON TECHNICAL DATA *(cont'd)*

PROTECTION	
Over Current	105-110% Protection type: Constant current limiting, recovers automatically after fault condition is removed
Short Current	Hiccup mode, recovers automatically after fault condition is removed
Over Voltage	105-125% Protection type: Shut down output voltage

ENVIROMENT	
Working Temperature	-20 to 40°C
Working Humidity	20-95% RH non-condensing
Storage Temperature, Humidity	-40 to 60°C, 10-95% RH
Temperature Coefficient	0.03% / °C (0-40°C)
Vibration	10-500Hz, 2G 12 Min. / 1 Cycle period for 72 min. each along X, Y, Z axes

## WIRING CONNECTION



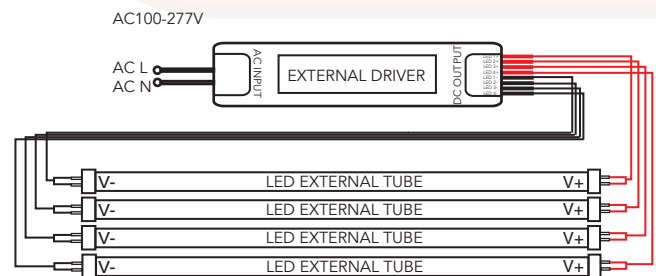
Pin Number	Assignment
1	AC L
2	AC N

36-40W Driver Series	
Packing Size (inch)	15"x13.4"x4.7"
Quantity	30
Weight (KG)	9lbs.

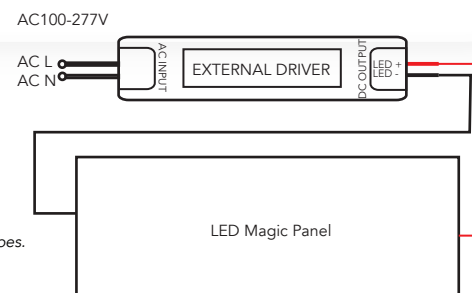
Pin Number	Assignment
DIM	DIM +
DIM	DIM -
1	LED1 +
2	LED1 -
3	LED2 +
4	LED2 -
5	LED3 +
6	LED3 -

## APPLICATION

36-40W Series	Application Production	Model Name
ZY-DR-WG21-1	LED External Tube	ZY-T8-10W600 BODT
	LED External Tube	ZY-T8-10W900 BODT
	LED External Tube	ZY-T8-18W1200 BODT
	LED External Tube	ZY-T5-18W1200 BODT
ZY-DR-WG21-3	LED Magic Panel	ZY-P1-40W CDS
	LED Magic Panel	ZY-P4-40W CDS
	LED External Tube	ZY-T8-40W2400 BODT



\* Image shown is one driver for 4 pieces of tubes



Note: One driver for 1, 2, 3 or 4 tubes.  
One driver for 1 panel.