


LED DRIVER WG17

Driver Series for 36-40W (Non-Dimmable)




The LED Driver WG17 is suitable for 36-40W externally driven LED tube, strip and panel applications.

BUY HERE



DIMENSIONS



FEATURES

- Universal AC input with full range
- High efficiency up to 90%
- Protection: short circuit/over current/over voltage
- Cooling by free air convection
- Built-in constant current limiting circuit
- High reliability
- Compliance to worldwide safety regulation for lighting
- UL file number E360175

COMMON TECHNICAL DATA

INPUT	
Voltage Range	100-277VAC
Frequency Range	50-60Hz
Power Factor	PF \geq 0.98/120VAC, PF \geq 0.90/277VAC (at full load)
AC Current	0.80A
Leakage Current	< 0.75mA/ 277VAC
Inrush Current	20A/277VAC
THD	< 20%

OUTPUT		
MODEL	ZY-DR-WG17-4	ZY-DR-WG17-2
Output Channel	1 Channel (Non-Dimmable)	1 Channel (Non-Dimmable)
Rated Current	900mA	1000mA
DC Voltage	40V	40V
Rated Power	36W	40W
Efficiency	91%	
Lifespan	50,000 Hours	
Current Accuracy	5%	
Line Regulation	1%	
Hold Up Time	30ms (at full load)	
Setup/Rise Time	3000mS (at full load)	

LED DRIVER WG17

Driver Series for 36-40W (Non-Dimmable)



COMMON TECHNICAL DATA *(cont'd)*


PROTECTION	
Over Current	105-110% Protection type: Constant current limiting, recovers automatically after fault condition is removed
Short Current	Hiccup mode, recovers automatically after fault condition is removed
Over Voltage	105-125% Protection type: Shut down output voltage

ENVIROMENT	
Working Temperature	-20 to 40°C
Working Humidity	20-95% RH non-condensing
Storage Temperature, Humidity	-40 to 60°C, 10-95% RH
Temperature Coefficient	0.03% / °C (0-40°C)
Vibration	10-500Hz, 2G 12 Min. / 1 Cycle period for 72 min. each along X, Y, Z axes

WIRING CONNECTION

Wire Color	Assignment
Black	AC L
White	AC N

ACL (BLACK)
ACL (WHITE)



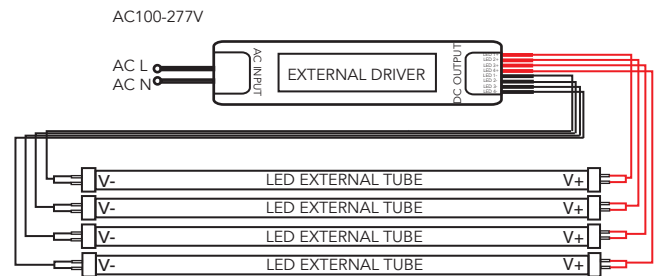
LED+ (RED)
LED- (BLK)

Wire Color	Assignment
Red	LED +
Black	LED -

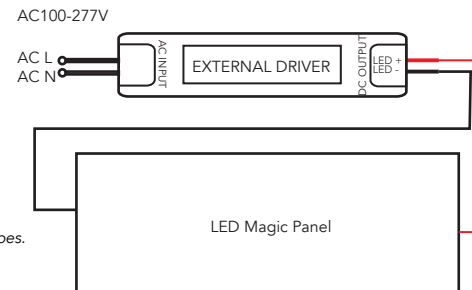
36-40W Driver Series	
Packing Size (inch)	15"x13.4"x4.7"
Quantity	30
Weight (KG)	9lbs.

APPLICATION

36-40W Series	Application Production	Model Name
ZY-DR-WG17-4	LED External Tube	ZY-T8-10W600 BONT
	LED External Tube	ZY-T8-10W900 BONT
	LED External Tube	ZY-T8-18W1200 BONT
	LED External Tube	ZY-T5-18W1200 BONT
ZY-DR-WG17-2	LED Magic Panel	ZY-P1-40W CNS
	LED Magic Panel	ZY-P4-40W CNS
	LED External Tube	ZY-T8-40W2400 BONT



* Image shown is one driver for 4 pieces of tubes



Note: One driver for 1, 2, 3 or 4 tubes.
One driver for 1 panel.