

# LED REFRIGERATION LIGHT

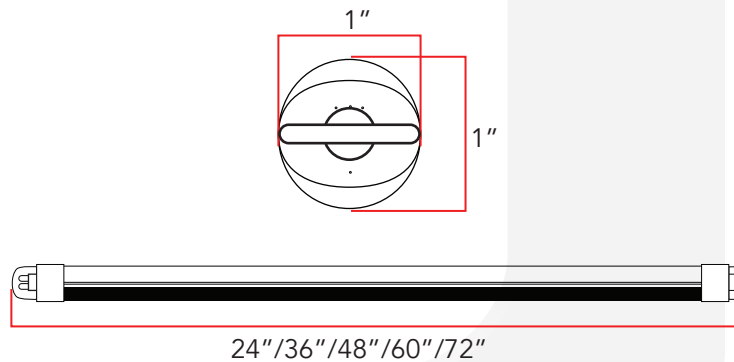
Internally Driven Cooler Lights



The LED Refrigeration Light can dramatically reduce energy usage up to 75% providing significantly lower operating costs. This light has been designed to offer high quality directional illumination.



## DIMENSIONS




## FEATURES

- IP65 rated light module for use in commercial refrigerators and freezers.
- Dramatically improves look for any food or merchandise being displayed
- Binned diodes for color uniformity
- Light diffuser contains no glass providing zero risk of glass breakage
- Minimize labor and recycling costs
- Instant start in cold environments
- 5 Year Manufacturer's Warranty

## WARRANTY

This product has a warranty for a period of 5 years from the date of purchase. The warranty is invalid in the case of improper installation, tampering, or removal of the Q.C. date label. Installation in an improper working environment or installation not according to the current edition of the National Electric Code also invalidates the warranty. Should this product fail during the warranty period, it will be replaced free of charge, subject to correct installation and return of the faulty unit. James® does not accept responsibility for any installation costs associated with the replacement of this product. This warranty is in addition to the statutory rights in the country of purchase. James® reserves the right to alter specifications without prior notice.

## CERTIFICATIONS



## COMMON TECHNICAL DATA

Color Temperature	4000K-5000K
Beam Angle	120°
CRI	>80
Operation Temperature	-20°C to 50°C
Lumen Efficiency	More than 110LPW
Input Voltage	AC120-277V
Frequency	50-60Hz
Power Supply Efficiency	92%
Rated Life	50,000 hours
Power Factor	More than 0.90
LED Type	SMD2835
Housing	Aluminum/PC

# LED REFRIGERATION LIGHT

Internally Driven Cooler Lights



## PRODUCT SPECIFICATION

Product Number	Watt	Length (FT)	CCT	Lumens	Input Voltage	QTY/CTN
ZY-18W1200 BINS	18W	4FT	4000K-5000K	2100	AC100-277V/AC100-382V	25pcs/CTN
ZY-22W1500 BINS	22W	5FT	4000K-5000K	2420	AC100-277V/AC100-382V	25pcs/CTN
ZY-30W1800 BINS	30W	6FT	4000K-5000K	2530	AC100-277V/AC100-382V	25pcs/CTN

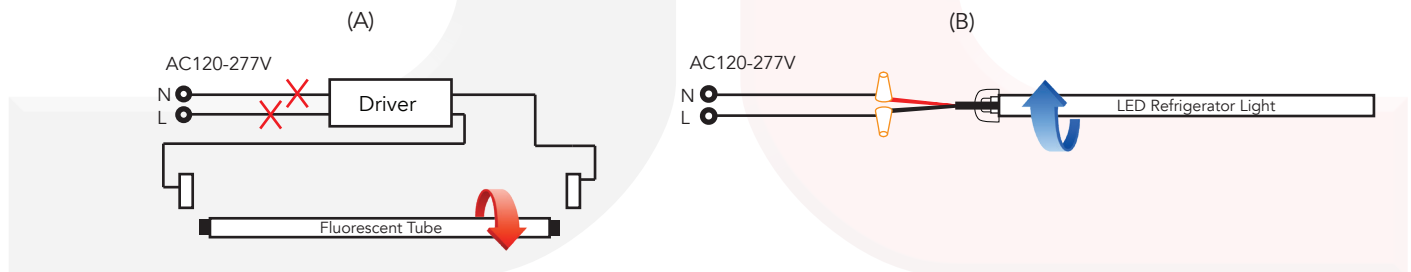
## ORDERING GUIDE

ZY	18W/22W/30W	1200/1500/1800	B	I	NS	4000K-5000K
Company Code	Wattage	Length	2835 LED	Internal Driver	Input Type	CCT

## INSTALLATION INSTRUCTIONS

Retrofit Procedure:

1. Turn OFF power to the fixture at the breaker panel before installation.
2. Remove the fluorescent tubes (A) and dispose of these properly as they may contain mercury.
3. Cut the ballast and/or driver wires nearest to the connector and remove (A).
4. Use mounting holes to install LED tube into the lighting fixture and make AC connections using wire connectors (B).
5. Switch ON power to the fixture at the breaker panel



## CAUTION

- Risk of fire- do not install this lamp in a pre-heated luminaire.
- Risk of electric shock- make installation with gloves.
- Use only in place of fluorescent lamps specified on label.
- If the lamp or luminaire exhibits undesirable operation (i.e. buzzing, flickering, etc.), immediately turn off power and remove the lamp from luminaire and contact manufacturer.
- If lamp does not light when the luminaire is energized, remove this lamp from luminaire and contact manufacturer.
- Do not make mass installation before sample testing.