


LED CCT CHANGEABLE PANEL


CCT Color Changing Edge Lit Flat Panel



The LED CCT Changeable Panel is typically used to replace 2x2 and 2x4 fluorescent troffers. The panels are designed to lay in drop ceilings in offices, schools, showrooms, airports, retail locations, and healthcare facilities. Ultra modern design with an industry leading 120 lumens per watt, the CCT Changeable Panel's color temperature can be changed using the switch mounted on the driver box, as well as the brightness by watt.



DIMENSIONS



CERTIFICATIONS



FEATURES

- Edge-lit LED array with translucent diffuser provides uniform illumination
- Ultra-slim Aluminum Frame <0.5"
- External UL Listed Class-2 Constant Current Driver
- Multiple mounting options
- Minimize labor and recycling costs
- Ease of installation and maintenance
- 0-10V dimming
- 5 Year Manufacturer's Warranty

COMMON TECHNICAL DATA

CCT Changeable Range	3000K to 5000K
Beam Angle	110 Degrees
CRI	> 80
Operation Temperature	-30°C to 45°C
Efficiency	More than 120 LPW
Input Voltage	100-277VAC, *382V Available
Input Frequency	50/60Hz
Power Factor	More than 0.99
Rated Life	50,000 hours
LED Type	SMD 2835
Housing	Aluminum
Dimming	0-10V

WARRANTY

This product has a warranty for a period of 5 years from the date of purchase. The warranty is invalid in the case of improper installation, tampering, or removal of the Q.C. date label. Installation in an improper working environment or installation not according to the current edition of the National Electric Code also invalidates the warranty. Should this product fail during the warranty period, it will be replaced free of charge, subject to correct installation and return of the faulty unit. James® does not accept responsibility for any installation costs associated with the replacement of this product. This warranty is in addition to the statutory rights in the country of purchase. James® reserves the right to alter specifications without prior notice.

LED CCT CHANGEABLE PANEL

CCT Color Changing Edge Lit Flat Panel



PRODUCT SPECIFICATION

Product Number	Length (FT)	Adjustable Wattage	Adjustable CCT Range	Lumens	Dimmable	Input Voltage
ZY-P4-40W XDT CCT3.5	2'x2'	20/30/40W	3000, 3500, 4000, 5000K	4800 lm	0-10V Dimming	AC100-277V
ZY-P7-50W XDT CCT3.5	2'x4'	30/40/50W	3000, 3500, 4000, 5000K	6000 lm	0-10V Dimming	AC100-277V

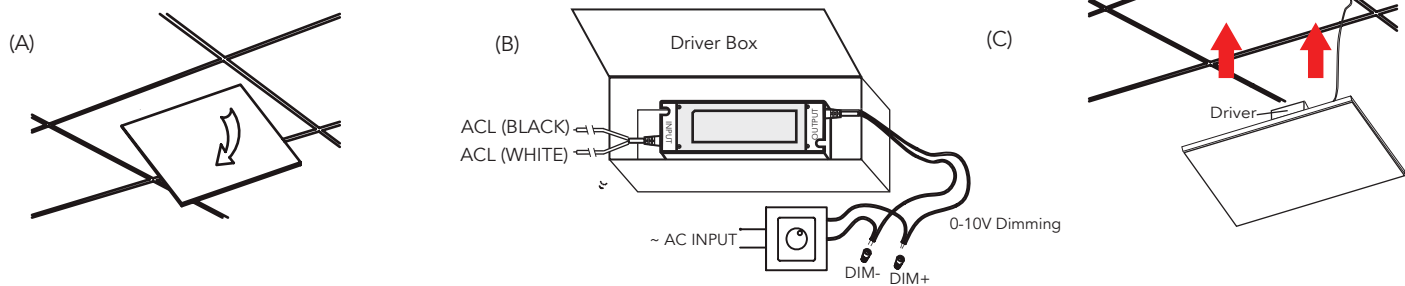
ORDERING GUIDE

ZY Company Code	P4/P7 Panel Size	40W/50W Wattage
--------------------	---------------------	--------------------

INSTALLATION INSTRUCTIONS

Retrofit Procedure:

1. Turn OFF power to the fixture at the breaker panel before installation.
2. Open the diffuser from the light fixture.
3. Remove the fluorescent tubes and dispose of these properly as they may contain mercury.
4. Remove the ballast cover and disconnect host fixture ballast from main.
5. Remove the fixture (A).
6. Open Driver box and connect AC wires and dimming wire (B).
7. Lay-in Panel into the ceiling (C).
8. Switch ON power to the fixture at the breaker panel



CAUTION

- Risk of fire- do not install this lamp in a pre-heated luminaire.
- Risk of electric shock- make installation with gloves.
- Access above ceiling required. DO NOT cover fixture with insulation liner or similar material.
- These lamps are to be used with a light dimmer.
- If the lamp or luminaire exhibits undesirable operation (i.e. buzzing, flickering, etc.), immediately turn off power and remove the lamp from luminaire and contact manufacturer.
- Do not make mass installation before sample testing.